










| Ms. Doty's | Digital Learning | Assignments | Week of: 5/11/2020 |
|--|--|--|--|
| READING/WRITING | MATHEMATICS | SCIENCE/SS | OTHER |
| <p>This week's story, The Very Hungry Caterpillar</p>  <p>https://www.youtube.com/watch?v=LuGMCB2sjkU&list=PL8ejbfAbQsjYRgeLxJbiNRQU-xMjy2JlI</p> | <p>Days of the week song! https://www.youtube.com/watch?v=3tx0rvuXIRg What did Caterpillar eat on Monday, Tuesday, Wednesday, etc? What colors are the foods? Can you find the colors in your kitchen?</p>  |  <p>Did you know that caterpillars go through a life cycle?</p> <p>You can create (and eat) this edible life cycle! See directions on right.</p> <p>**Be sure to modify food texture before eating, I wouldn't want anyone to choke. Feel free to make appropriate substitutions or make for someone else!</p> | <p>Use small marshmallows for eggs. Place first. Use small gummy worms for a caterpillar. Place on a mat/surface. Then take some chocolate pieces (like those from a Hershey bar) and place after the gummy worms. Finally take a craker/wafer to place last as the butterfly.</p> <p>Eggs, caterpillar, chrysalis, and butterfly!</p>  |
| <p>ELAGSEKRL3 With prompting and support, identify main characters (caterpillar then butterfly) and major events in a story</p> <p>ELAGSEKRF3 a. Demonstrate basic knowledge of one to one letter-sound correspondences for each consonant.</p> |  <p>Review the calendar every day at starfall.com</p> | <p>Purpose of tasks</p> <ul style="list-style-type: none"> -hold/grasp stretch/strengthen -visually attend -socialize -self-awareness -using 5 senses | <p>SKCS1. Students will be aware of the importance of curiosity, honesty, openness, & skepticism in science and will exhibit these traits in their own efforts to understand how the world works.</p> <p>(a) Raise questions about the world around you and be willing to seek answers to some of the questions by making careful observations (5 senses) and trying things out.</p> |
| <p>Play the attached BOOM game and see if you can identify the pictures from the story!</p> <p>https://www.boomlearn.com/fastplay/wsos</p>  | <p>SocStud SSKH3 The student will correctly use words and phrases related to chronology and time to explain how things change</p> <p>c. Morning, afternoon, night d. Today, tomorrow, yesterday e. First, last, next f. Day of the week words</p> <p>https://www.youtube.com/watch?v=-0o79IMmAYE</p> | <p>Get in the kitchen and cook!</p> <p>Can you remember the fruit that caterpillar ate? Do you like those fruits? Pick one fruit to eat!</p> <ol style="list-style-type: none"> 1. Wash it 2. Chop it 3. Poke it with a fork! 4. Eat it! | <p>Music & Movement</p> <p>Go to gonoodle.com! If you don't have an account, create one! There are SO MANY fun videos to help you move and dance. My favorite is the Moosetube channel and Blazerfresh channel. Try them out!</p>  |
| <p>Writing</p> <p>*Parents draw an outline of an uppercase C for Caterpillar!</p> <p>Together, students and parents will use the letter templates to create a ONE-OF-A-KIND masterpiece.</p> <p>Ideas include: marble painting, coloring, texturizing using things like tissue paper, construction paper, cotton balls, beads, stickers, whatever you choose!</p> |  | <p>Use clothes pins and craft materials to make your own butterfly like the one shown below:</p>  <p>The Very Hungry Caterpillar Sequencing Activity</p> | <p>FREE CHOICE!!</p> <p>**Remember to show evidence of your work by sharing photos of your work, a video, or if applicable an audio recording!!</p> |