





Ms. Vaughn's	Digital Learning	Assignments	Week of: 5/4/2020
READING/WRITING	MATHEMATICS	SCIENCE/SS	OTHER
<p>This week's story, <b>Mrs. Wishy-Washy's Farm</b>  <a href="https://www.youtube.com/watch?v=cizS3vyV8ks">https://www.youtube.com/watch?v=cizS3vyV8ks</a></p> 	<p><b>BROWN</b> things:  <a href="https://www.youtube.com/watch?v=J5ZO3v3KiOQ">https://www.youtube.com/watch?v=J5ZO3v3KiOQ</a></p> <p>Scavenger Hunt INSIDE and OUTSIDE your home. Look for all things brown. Take a photo with your collection!</p> <p>How many brown things do you have? Count and write the number with a BROWN crayon or marker</p>	 <p>Make a <b>Bubbler Bag</b> using Ziploc baggies. (See right)</p>	<p>Pour the ½ cup of water into a Ziploc® brand sandwich bag (avoid filling the bag beyond half its size). Add two to three drops of food coloring and mix together. Pour 1½ cups of oil into the bag (avoid filling the bag beyond half its size) and firmly seal the bag. Observe what happens to the oil and the water. Which substance floats to the top? Break one antacid tablet into pieces (only use one tablet at a time). Drop the pieces into the bag. As the antacid dissolves, the sodium bicarbonate and citric acid react together, creating carbon dioxide gas bubbles. You made a bubble lamp! As the bubbles rise, they give a temporary lift to the water. As the bubbles burst at the surface, the water falls back down.</p>
<p><b>ELAGSEKRL3</b> With prompting and support, identify main characters (cow, duck, pig) and major events in a story  <b>ELAGSEKRF3</b> a. Demonstrate basic knowledge of one to one letter-sound correspondences for each consonant.</p>	 <p>Review the calendar every day at starfall.com</p>	<p><b>Purpose of tasks</b>  <b>-hold/grasp</b>  <b>stretch/strengthen</b>  <b>-visually attend</b>  <b>-socialize</b>  <b>-self-awareness</b>  <b>-using 5 senses</b></p>	<p><b>SKCS1.</b> Students will be aware of the importance of curiosity, honesty, openness, &amp; skepticism in science and will exhibit these traits in their own efforts to understand how the world works.</p> <p>(a) Raise questions about the world around you and be willing to seek answers to some of the questions by making careful observations (5 senses) and trying things out.</p>
<p><b>Color the Pig</b>  <a href="https://www.crayola.com/free-coloring-pages/print/pig-coloring-page/">https://www.crayola.com/free-coloring-pages/print/pig-coloring-page/</a></p> <p>To assist with staying in the lines, I suggest "raising" the outline of picture using elmer's glue, wiki sticks, or puffy paint to create a border that will help the kids to start inside of it but know when to stop to avoid coloring outside the lines.</p>	<p><b>SocStud SSKH3</b> The student will correctly use words and phrases related to chronology and time to explain how things change</p> <p>c. Morning, afternoon, night  d. Today, tomorrow, yesterday  e. First, last, next  f. Day of the week words  <a href="https://www.youtube.com/watch?v=-0o79IMmAYE">https://www.youtube.com/watch?v=-0o79IMmAYE</a></p>	<p><b>Get in the kitchen and cook!</b></p> <p>BROWN CHOCOLATE PUDDING</p> <p>Eat most/save part for messy finger paint fun!!!</p>	<p><b>Music &amp; Movement</b></p> <p>Get on youtube and sing some farm songs by:  -Old MacDonald had a Farm by Elf Learning  -The Animals on the Farm by Super Simple Songs  -Old MacDonald had a Farm by Toobys  -The Animal Sounds song by Natural English</p> <p>Which one was your favorite? What animal do you like best?</p>
<p><b>Writing</b>  *Parents draw an outline of an uppercase B (Brown), F (farm), or W (wash, wet, wipe)</p> <p>Together, students and parents will use the letter templates to create a ONE-OF-A-KIND masterpiece.</p> <p>Ideas include: marble painting, coloring, texturizing using things like tissue paper, construction paper, cotton balls, corn kernals, whatever you choose!</p>		<p><b>DIRTY/CLEAN</b>  <b>Wash Station</b></p> <p>Fill 1 bowl with coffee grinds or soil, add little water (dirty)</p> <p>Fill 2<sup>nd</sup> bowl with water and liquid hand detergent or soap (clean)</p> <p>Grab some of your favorite bath toys and pretend you are Mrs. Wishy Washy. You must get them dirty and then clean</p>	<p><b>FREE CHOICE!!</b></p> <p><b>**Remember to show evidence of your work by sharing photos of your work, a video, or if applicable an audio recording!!</b></p>